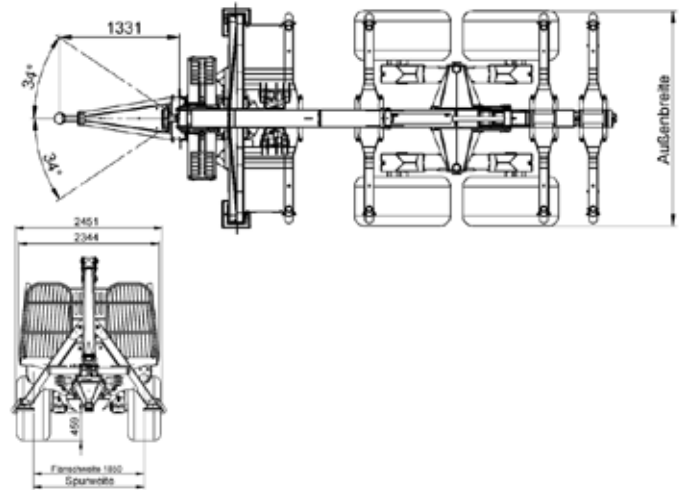
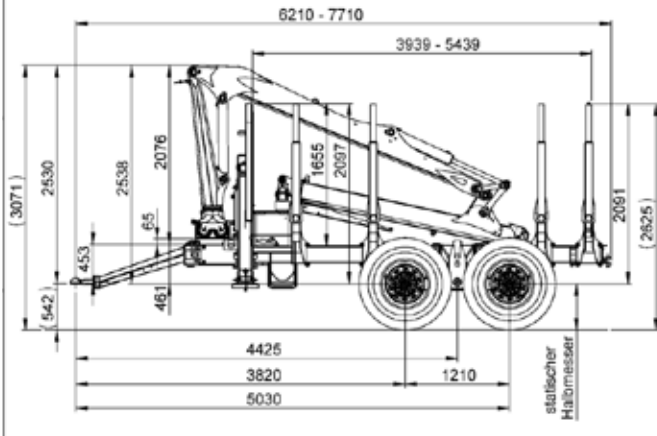


logLINE forwarding trailers

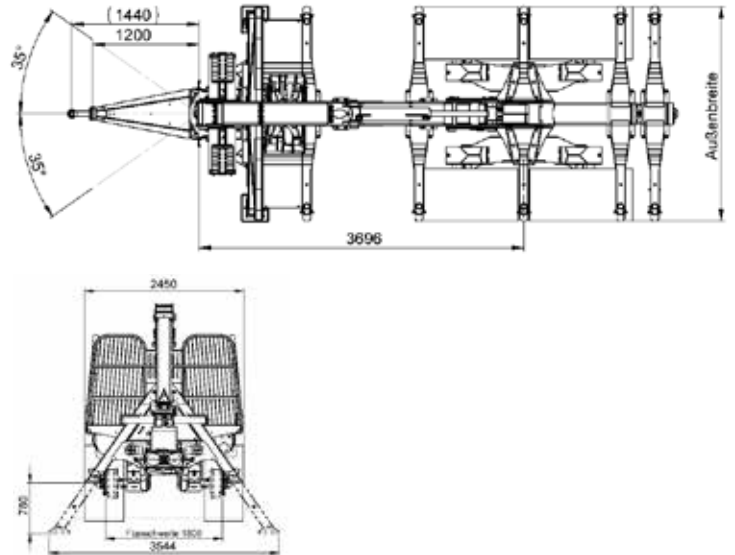
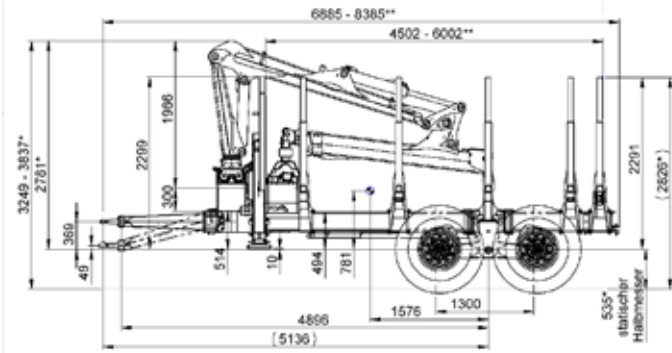
Technical specification

logLINE	L14	L16	L19
Frame structure	Central spar	Central spar	Central spar
Central spar thickness	200 x 200 x 10 mm	250 x 250 x 8 mm	350 x 250 x 8 mm
Frame extension	1,500 mm	1,500 mm	1,500 mm
Stanchion pairs	4 pcs (extensible sideways by 300 mm)		
Hydr. pivoting draw bar with 2 cylinders	● +/- 790 mm; +/- 34°	● +/- 860 mm; +/- 37°	● +/- 860 mm; +/- 37°
Pivoting torque	22.5 kNm	35 kNm	35 kNm
Front grille area	2.98 - 3.37 m ²	3.25 - 3.75 m ²	3.5 - 4.00 m ²
Bogie	1,210 mm wheelbase	1,300 mm wheelbase	1,300 mm wheelbase
Bogie pendulum travel	+/-17°; +/-180 mm	+/-17°; +/-180 mm	+/-17°; +/-180 mm
Track width	1,850 mm	1,800 mm	1,900 mm
Load capacity in the forest	13.0 t	15.0 t	17.0 t
Permissible gross weight on public roads	14.0 t	16.0 t	19.0 t
Empty weight with crane	approx. 4.5 t	approx. 5.5 t	approx. 6.0 t
Braking system	4-wheel pneumatic braking system with spring-loading		
Road approval	● 25 km/h (CoC) ¹	● 25 km/h (CoC) ¹	● 25 km/h (CoC) ¹
Tyres	560/45-22.5" 12 PR Stud tread	600/50-22.5" 12 PR Stud tread	600/50-22.5" 12 PR Stud tread
Rim flange reinforcement, pipe joint protection	●	●	●
Loading crane	LK 6280	LK 7185	LK 7185
Crane length	7,750 mm	8,300 mm	8,300 mm
Lifting torque net	61 kNm	70 kNm	70 kNm
Pivoting torque	25 kNm	27 kNm	27 kNm
Independent oil supply with fixed load-sensing pump	●	●	●
Double clam shell gripper	●	●	●
Crane control	EHC control with 2 Danfoss Profi1 joysticks		
Crane inspection and initial acceptance, incl. inspection logbook	●	●	●
Range of accessories (extract)	L14	L16	L19
560/45-22,5"	●	○	–
600/50-22,5" Trelleborg T404	○	●	●
700/40-22,5" BKT Flotation	–	○	○
Drawbar tilt/suspension system	–	○	○
Combi brake (compressed air and hydraulic 4-wheel brake)	○	○	○
EHC control via radio control panel	○	○	○
Loading crane 62100 9,800 mm crane length	○	○	○
Loading crane 7185 8,300 mm crane length	○	●	●
Loading crane 71100 10,000 mm crane length	○	○	○
powerDRIVE wheel hub drive	○	○	○

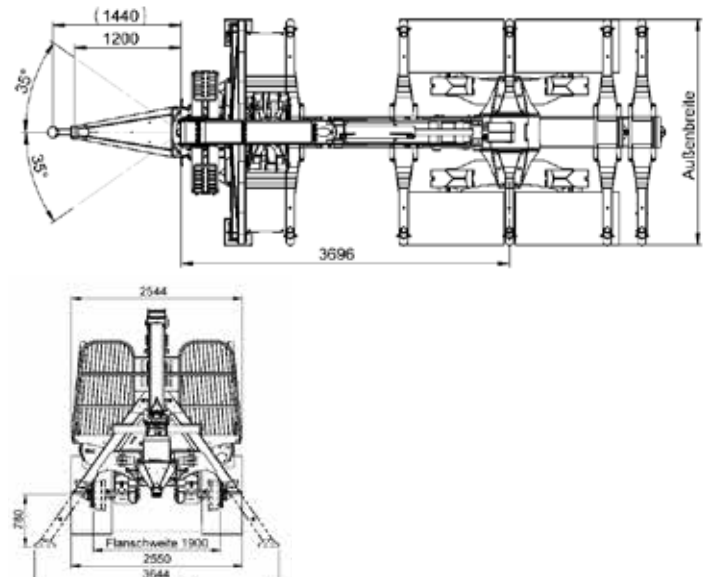
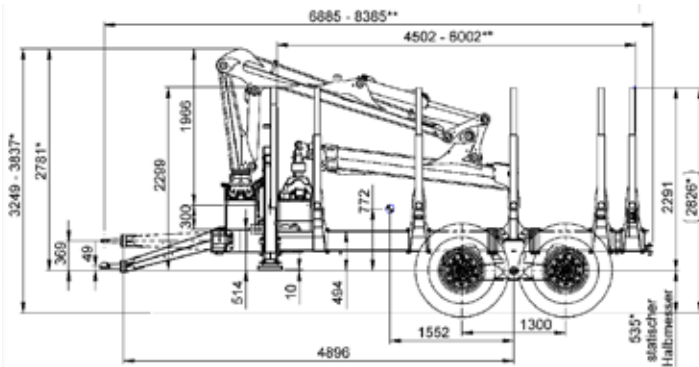
L14



L16



L19



● Series ○ Option – Not available

¹ CoC, EG: Road approval possible depending on the equipment